



MORBARK[®]
BUILDING EQUIPMENT THAT CREATES OPPORTUNITIES

► **Beever 1415 Track** ◀◀



HEAVY-DUTY INDUSTRIAL WOOD CHIPPERS FROM THE INDUSTRY LEADER

📞 **1300 072 926** | globalmachinerysales.com.au

VIC 24-28 Williams Road Dandenong Sth. 3175
E sales@globalmachinerysales.com.au
F (03) 9791 7676

NSW Unit 1/21 Penny Place Arndell Park 2148
E sales@globalmachinerysales.com.au
F (02) 8678 2478




MORBARK BEEVER™ 1415 TRACK



BENEFITS

- With its power and easily transportable design, this compact and economical chipper is the ideal unit for right-of-way and utility line clearing, highway clean-ups, residential tree services, rental yards and municipalities.
- The dual-chambered air impeller system increases chip-throwing velocity and reduces dust and material blowback out the infeed to pack more into the chip truck.
- The direct driven dual feed wheel system with serrated teeth and knife bar combination and end cap ripper teeth allow positive material feeding and reduced material wrapping around the feed wheel shaft for increased feeding efficiency.
- Like all Morbark equipment, the 1415 is a long-lasting, durable machine backed by a world-class parts and service support team.




Infeed Opening

The 60" wide x 31" high chute opening and 15" wide x 12" high throat opening allows for easy feeding of branchy material and reduced saw labour.




Track Undercarriage

Take the chipper to the material with a two-speed, 183cm long x 28cm wide track undercarriage and 3.31 PSI ground pressure.



Hydra-Lift System

The powerful Hydra-Lift™ dual feed wheel compression system with spring-assisted down pressure generates more than 4,911 kg/m of combined material pulling force.



360° Swivel Discharge

360° swivel discharge with chip deflectors puts chips right where they're needed.

SPECIFICATIONS

SPECIFICATIONS MAY VARY WITH EQUIPMENT OPTIONS

General

Chipping capacity 12" (30.5 cm)
 Height 243.8 cm
 Width 251.5 cm
 Length 419 cm
 Weight (approximate) 2,903 kgs
 Infeed opening 152 cm wide x 78.7 cm high
 Throat opening 38 cm wide x 30.5 cm high
 Drum 36.2 cm wide x 54.3 cm diameter
 Engine CAT Diesel
 Horsepower 114HP
 Fuel capacity 92.7 litres
 Hydraulic capacity 64.4 litres
 Frame 5 cm x 10 cm channel

Equipment Highlights

Wireless Remote Control operation with tethered back-up system controls the track functions, feed functions, yoke functions and throttle functions with emergency engine stop.

Dual horizontal feed wheel compression system with hydraulic lift assist, spring-assisted down pressure and manually applied hydraulic down pressure at the valve handle.

Reversing automatic feed system.

Enclosed engine with gauge panel, radiator fines screen and slide rails for belt adjustment.

Fuel tank sight gauge, drain plug and shutoff valve.

Hydraulic tank shut-off valve, drain plug and clean-out cover.

Live hydraulics; ball valve, pump, motor, control valve and variable speed flow control.

Additional Features

Steel guard enclosing valve bank and automatic feed system components.

Morthane Paint System: A chemically cured, electrostatically applied urethane coating with high-gloss finish, built-in UV protection, chip and chemical resistance and corrosion protection.

Options Include

ChipSafe® Operator Safety Shield
 Custom paint and logo packages
 Winch package: heavy-duty, 2,268 kgs pull capacity with rope and 305cm chafe guard
 Bottom Bump Bar
 Hydraulic Swivel Discharge
 Folding Infeed Tray
 Flow Control



MORBARK
 BUILDING EQUIPMENT THAT CREATES OPPORTUNITIES



1300 072 926 | globalmachinerysales.com.au