



☎ 1300 072 926

VIC 24-28 Williams Road Dandenong Sth. 3175
E vic@globalmachinerysales.com.au
F (03) 9791 7676

NSW Unit 1/21 Penny Place Arndell Park 2148
E nsw@globalmachinerysales.com.au
F (02) 8678 2478





**GOES THROUGH
A STANDARD DOOR**



**S.C.S.
(SELF CONTROL SYSTEM)**



**SELF-LOADING
PLATFORM**



**RADIO CONTROL
WITH COLOR DISPLAY**



**FOUR
STABILIZATION AREAS**



**ADJUSTABLE TRACKS
IN HEIGHT AND WIDTH**



JIB



Platform with two articulated telescopic booms plus jib. A concentrate of power and technology ready to amaze. With four stabilization areas, two work areas and stabilizers to “overpass”, it is able to work on any terrain and reach even the most inaccessible places. Twenty-eight meters maximum working height, 14 m outreach and 6.7 m under floor level make it an unparalleled platform.

Standard equipment

S28 is supplied with a Kubota D902 Diesel engine, hydraulically adjustable undercarriage in height and width with black rubber tracks, two-men basket 170x70x110 cm with quick-release system and wheels, basket rotation +/- 90° (180°) by hydraulic motor, 200 bar air/water hose in basket, 230 V/110 V and 24 V electrical socket in basket, cylinder-outriggers cover, display for error code detection, proportional electrohydraulic controls, undercarriage triple speed, S.C.S. by CMC (self stabilizing, automatic speed control, “home function”), radio control with color display, different stabilization: small, medium (right or left) large, parking-mode function (jib-lifting), automatic boom lifting, 12 months warranty, standard painting (RAL 3000).

Available accessories:

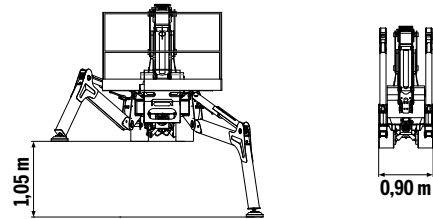
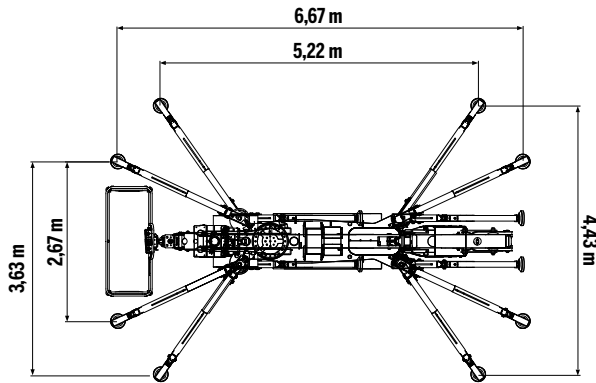
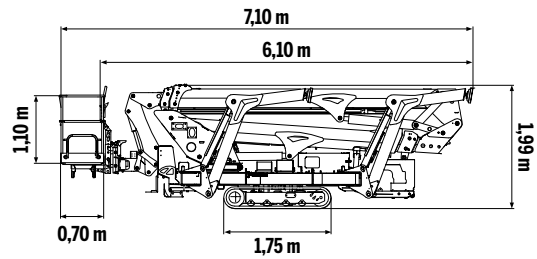
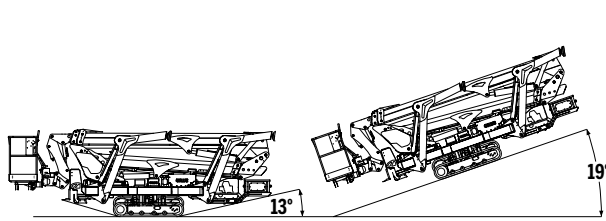
- Full lithium battery version (200 A)
- Hybrid version (diesel engine + lithium batteries)
- 110 V, 230 V or 380 V electric motor
- Grey no-marking rubber tracks
- 1 or 2-men fiberglass basket
- Remote connection kit
- Fixed control station in the basket
- Customized colors

The specifications and characteristics indicated are subject to change and are not binding.



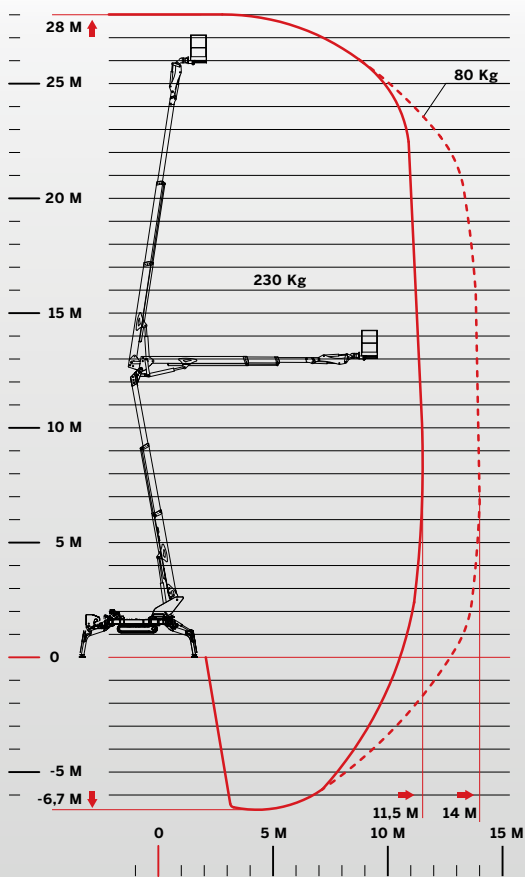


TECHNICAL DATA



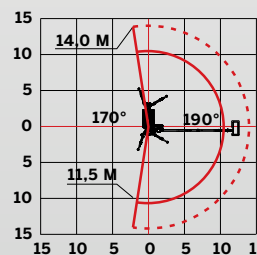
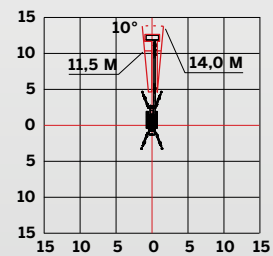
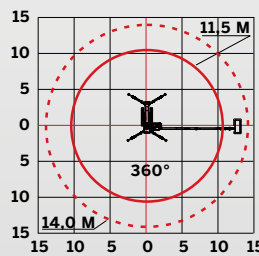
MAXIMUM LOAD

230 KG + + 70 KG 80 KG



PERFORMANCE

	28,00 m		1,7x0,7x1,1 m
	-6,70 m		+/-90°
	14,00 m		+/-200° (400° continuous)
	230 Kg		4175 Kg





When the going gets tough, the tough get going.

Is an unstoppable platform with unparalleled performance. CMC S28 is unrivaled and unparalleled. Thanks to the most advanced technology and the choice of high-performance materials, it is able to work almost anywhere. The intuitive operating system and the unparalleled maneuverability make it an extremely versatile platform capable of overcoming any obstacle. The indication of the error code and a quick and easy operation make S28 a must-have in every fleet. Thanks to the performance of the stabilizers, S28 is self-loading on a truck.

