



📞 1300 072 926

VIC 24-28 Williams Road Dandenong Sth. 3175  
E [vic@globalmachinerysales.com.au](mailto:vic@globalmachinerysales.com.au)  
F (03) 9791 7676

NSW Unit 1/21 Penny Place Arndell Park 2148  
E [nsw@globalmachinerysales.com.au](mailto:nsw@globalmachinerysales.com.au)  
F (02) 8678 2478





**GOES THROUGH  
A STANDARD DOOR**



**SELF-LOADING,  
TRANSPORTABLE  
WITH TRAILER  
EU DRIVING LICENCE B/E**



**THREE STABILIZATION  
AREAS**



**S.C.S.  
(SELF CONTROL SYSTEM)**



**RADIO CONTROL**



**FAULT DETECTOR  
DISPLAY**



**AUTOMATIC  
STABILIZATION**



Articulated platform with a pantograph and a telescopic boom with two extensions plus Jib. A combination that, thanks to the articulated stabilizers, makes the S22HD the undisputed queen of work in extreme conditions. A unique platform.

## **Standard equipment**

Honda Motor GX390 petrol engine, fixed undercarriage with black rubber tracks, fixed two-men basket 140x70x110 cm with quickrelease system and wheels, 200 bar air/water hose in basket, 230 V/110 V and 12 V electrical socket in basket, cylinder-outriggers cover, display for error code detection, proportional electro-hydraulic controls, S.C.S. by CMC (self stabilizing, automatic speed controls, "home function"), radio control, different stabilization: small, medium (right or left) large, parking-mode function (jib-lifting), 12 months warranty, standard painting (RAL 3000).

## **Available accessories:**

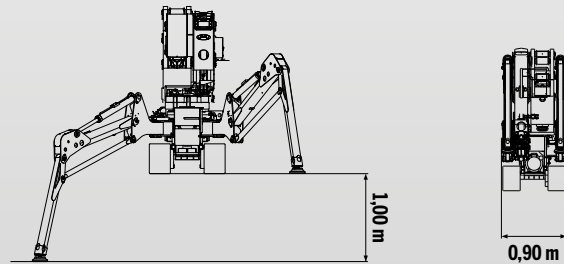
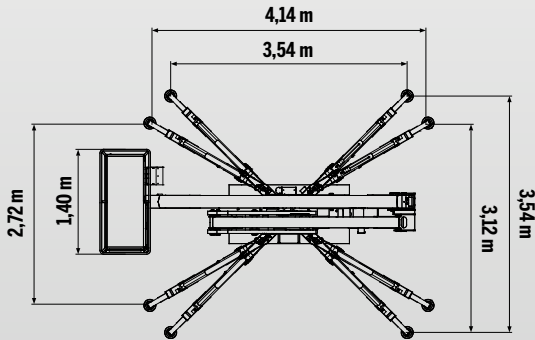
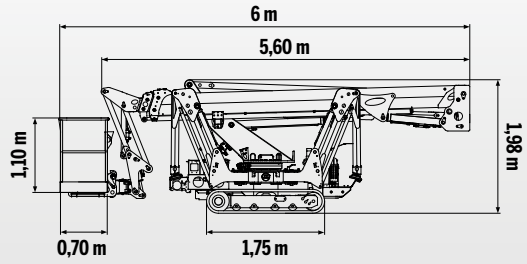
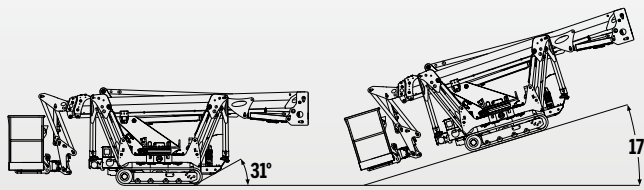
- Basket rotation (+/- 90°)
- Kubota Z602 Diesel engine
- Variable undercarriage with adjustable tracks width
- Lithium battery (160 A)
- 230 V or 110 V electric motor
- Grey no-marking rubber tracks
- 1 or 2-men fiberglass basket
- Remote connection kit
- Fixed control station in the basket with display
- Customized colors

*The specifications and characteristics indicated are subject to change and are not binding.*





## TECHNICAL DATA



## MAXIMUM LOAD

230 KG +70 KG 80 KG



## PERFORMANCE



21,60 m



+/-90°  
optional



12,50 m



+/-355°  
(710° continuous)



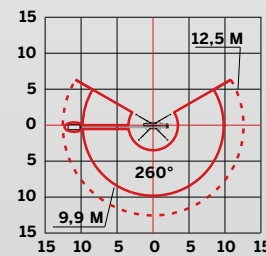
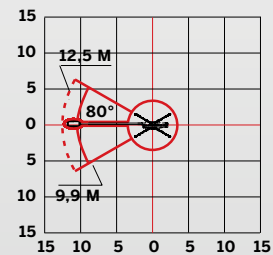
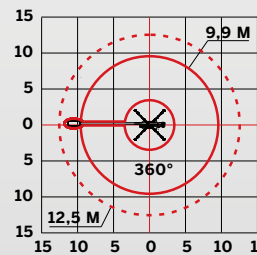
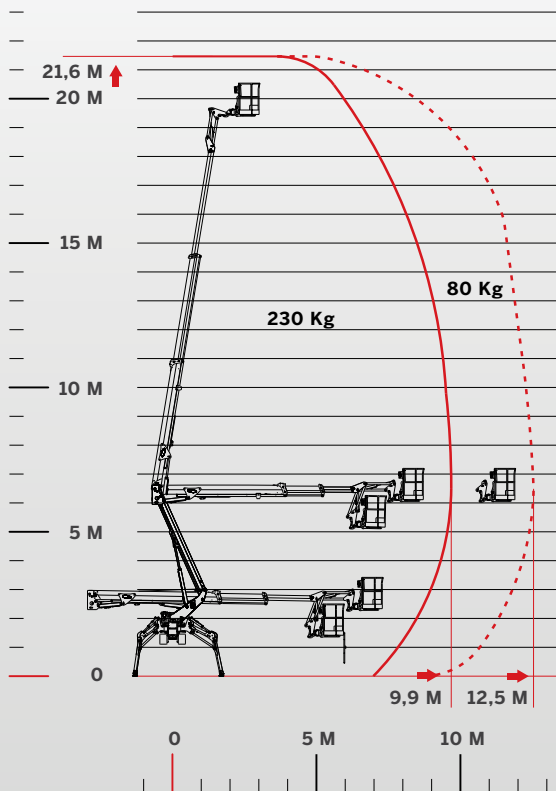
230 Kg



2917 Kg



1,4x0,7x1,1 m





## **Strong and versatile. Ideal for extreme jobs thanks to the articulated stabilizers and Jib.**

The 12.50 meters of outreach, the compact design and the articulated stabilizers with high leveling capabilities make the S22HD a platform able to operate in any condition and on any terrain. The ideal platform for outdoor work. Thanks to its size and reduced weight it goes through a standard door and can be transported on a trailer.

